

France Promo Gym
Gymnastics Scoring Company

FIG World Cup Aerobic Gymnastics



Aquae World Cup 2012

24 - 25 Mars 2012

AIX-LES-BAINS

Centre des Congrès
France

Results
Palmarès
Resultados
Resultate



Rhône-Alpes





AQUAE - Aerobic Gymnastics
Aix-les-Bains, FRA
24-25 March 2012






OPEN SENIOR





Results

FINALS - AQUAE SENIOR - INDIVIDUAL MEN

Rank		Artistic Total	Execution Total	Difficulty Total	Deduction Total	Penalty Line CJP	Score
1.		ORTA David - France / FRANCE					20.650
		8.50	8.50	3.650			
2.		GAJDANE Jonathan - France / FRANCE					20.650
		8.25	8.40	4.000			
3.		DELIERS Mathieu - France / FRANCE					19.500
		8.40	8.60	3.000	-0.50		
4.		JOURDAN Gavin - France / FRANCE					19.500
		8.10	8.40	3.000			
5.		AELTERMAN Alain - Belgique / BELGIQUE					15.900
		6.75	6.90	2.250			





AQUAE - Aerobic Gymnastics

Aix-les-Bains, FRA

24-25 March 2012

Results

FINALS - AQUAE SENIOR - INDIVIDUAL MEN

Superior Jury

Chair of Judges Panel

Line

Artistic

J1 CEPULIS Robert LTU
J2 FELIX Maria POR
J3 TULSKAJA Tatjana EST
J4 COIRE Beatrice FRA

Execution

J5 FERENTINOU Lefki GRE
J6 OTHZEN Ullakarin SW
J7 LENCLOS Laetitia FRA
J8 TALALAY Margarita ISR

Difficulty / Deduction

J9 COLOMBIER Karine FRA
J10 KOLJANDER Tiina FIN

Time :

Rank		J1	J2	J3	J4	Artistic Total	J5	J6	J7	J8	Execution Total	J9	J10	Difficulty Total	J9	J10	Deduction Total	Penalty Line CJP	Score
1.		8.5	8.5	8.7	8.4	8.50	8.1	8.5	8.6	8.5	8.50	7.300	7.300	3.650					20.650
2.		8.2	8.5	8.3	8.1	8.25	8.5	8.3	8.1	8.6	8.40	8.000	8.000	4.000					20.650
3.		8.4	8.4	8.4	8.6	8.40	8.5	8.2	8.7	8.7	8.60	6.000	6.000	3.000	0.50	0.50	-0.50		19.500
4.		8.0	8.2	8.2	7.9	8.10	8.4	7.7	8.4	8.4	8.40	6.000	6.000	3.000					19.500
5.		6.6	6.7	6.8	7.0	6.75	6.8	7.0	6.6	7.0	6.90	4.500	4.500	2.250					15.900





Results

FINALS - AQUAE SENIOR - INDIVIDUAL WOMEN

Rank		Artistic Total	Execution Total	Difficulty Total	Deduction Total	Penalty Line CJP	Score
1.		KROKOU Isavella - Grèce / GRECE 8.15	8.20	3.000			19.350
2.		LEJEUNE Chrystel - France / FRANCE 8.25	8.05	3.000			19.300
3.		RAATIKAINEN Pauliina - Finlande / FINLANDE 7.85	8.15	2.450			18.450
4.		COELHO Bruna - Portugal / PORTUGAL 7.60	8.10	2.100			17.800
5.		KORTELAINE Verena - Finlande / FINLANDE 7.45	7.85	1.900			17.200
6.		NOVICK Yael - Israël / ISRAEL 7.45	7.35	2.200			17.000
7.		KISS Lila - Hongrie / HONGRIE 7.25	7.40	1.950	-0.50		16.100
8.		LUNDKVIST Malin - Suède / SUEDE 7.15	7.15	1.500			15.800





Results

FINALS - AQUAE SENIOR - INDIVIDUAL WOMEN

Superior Jury

Chair of Judges Panel

Line


Artistic

Execution

Difficulty / Deduction

J1	CEPULIS Robert	LTU	J5	FERENTINOU Lefki	GRE	J9	COLOMBIER Karine	FRA
J2	FELIX Maria	POR	J6	OTHZEN Ullakarin	SW	J10	KOLJANDER Tiina	FIN
J3	TULSKAJA Tatjana	EST	J7	LENCLOS Laetitia	FRA			
J4	COIRE Beatrice	FRA	J8	TALALAY Margarita	ISR			

Time :

Rank		J1	J2	J3	J4	Artistic Total	J5	J6	J7	J8	Execution Total	J9	J10	Difficulty Total	J9	J10	Deduction Total	Penalty Line	CJP	Score
1.		8.1	8.2	8.2	8.0	8.15	8.2	8.2	8.2	8.6	8.20	6.000	6.000	3.000						19.350
2.		8.3	8.4	8.2	8.0	8.25	7.8	8.3	7.8	8.3	8.05	6.000	6.000	3.000						19.300
3.		7.8	7.8	7.9	7.9	7.85	8.3	8.0	8.6	8.0	8.15	4.900	4.900	2.450						18.450
4.		7.6	8.2	7.6	7.4	7.60	8.2	8.0	7.4	8.3	8.10	4.200	4.200	2.100						17.800
5.		7.5	7.6	7.4	7.4	7.45	7.9	7.8	7.5	7.9	7.85	3.800	3.800	1.900						17.200
6.		7.0	7.5	7.5	7.4	7.45	7.8	7.4	7.3	6.9	7.35	4.400	4.400	2.200						17.000
7.		7.8	7.0	7.2	7.3	7.25	7.6	7.9	7.1	7.0	7.40	3.900	3.900	1.950	0.50	0.50	-0.50			16.100
8.		7.0	7.7	7.1	7.2	7.15	7.4	7.3	7.0	7.0	7.15	3.000	3.000	1.500						15.800





Results

FINALS - AEROBIC NATIONAL B AERO DANCE

Superior Jury

Chair of Judges Panel

Line

PHILIPPI Christina

AUT

XI Yi Lin

CHN

OTHZEN Ullakarin

SW

Artistic

Execution

Difficulty / Deduction

J1 CEPULIS Robert

LTU

J5 FERENTINOU Lefki

GRE

J9 COLOMBIER Karine

FRA

J2 FELIX Maria

POR

J6 OTHZEN Ullakarin

SW

J10 KOLJANDER Tiina

FIN

J3 TULSKAJA Tatjana

EST

J7 LENCLOS Laetitia

FRA

Time :

J4 COIRE Beatrice

FRA

J8 TALALAY Margarita

ISR

Rank	J1	J2	J3	J4	Artistic Total	J5	J6	J7	J8	Execution Total	J9	J10	Difficulty Total	J9	J10	Deduction Total	Line	Penalty CJP	Score
------	----	----	----	----	-------------------	----	----	----	----	--------------------	----	-----	---------------------	----	-----	--------------------	------	----------------	-------

1.



France Ensemble 1

19.550

Coef. : 1.00

9.0 9.0 8.6 8.4 **8.75** 8.5 8.0 8.5 8.3 **8.40** 2.400 2.400 **2.400**
 ALIMELIE Dorian (1991) / GAJDANE Jonathan (1989) / HUGOT Jacques (1992) / JOLY Aurelie (1983) / LEJEUNE Chrystel (1994) / RAPHAEL Eugenie (1982) / ROGER Marion (1980) / VALDIVIA Laure (1990)





F0000920.920.00 FIT STEP 0920

FINALES

AERO STEP

Palmarès général Ensemble :Details

Rang Rank	Nom Prénom Name Firstname	Pas.	ARTISTIQUE				EXECUTION				BONUS NB	Arbitre	Ligne	Score	
			J1	J2	J3	J4	Total	J1	J2	J3	J4	Total			
1	France 1		8.70	8.90	8.70	8.30	8.70	8.60	8.70	8.60	9.00	8.65	0.00	0.00	17.350
FRA	FRANCE	DELIERS Mathieu (1989) / GAJDANE Jonathan (1989) / GARAVEL Nicolas (1985) / HUGOT Jacques (1992) / JOURDAN Gavin (1980) / RAPHAEL Eugenie (1982) / ROGER Marion (1980) / VALDIVIA Laure (1990)												17.350	





NATIONALE B





AQUAE - Aerobic Gymnastics

Aix-les-Bains, FRA

24-25 March 2012

Results

FINALS - AEROBIC NATIONAL B SOLO BENJAMIN(E)

Rank		Artistic Total	Execution Total	Difficulty Total	Deduction Total	Penalty Line CJP	Score
1.		ELGORT Valeria - Israël / ISRAEL 7.80	8.75	0.800			17.350
2.		BODEY Océane - AVANT GARDE / ALBERTVILLE 7.60	8.15	0.750			16.500
3.		GUIGNARD Anthony - UNION GYMNIQUE AIX LES BAINS / AIX LES BAINS 7.42	8.12	0.700			16.240
4.		JOULIN Pauline - LES LUCIOLES DE LYON / LYON 7.00	8.60	0.650		-0.1	16.150
5.		AUGUET Clara - ETOILE GYMNIQUE DE COLOMIERS / COLOMIERS 7.45	7.90	0.650			16.000
6.		DESMOULIN Tess - ASSOCIATION BOIENNE GYM / BIGANOS 7.25	8.00	0.600			15.850
7.		CARRON Kenza - AVANT GARDE / ALBERTVILLE 7.32	7.90	0.600			15.820
8.		ANIFRANI Iris - LES LUCIOLES DE LYON / LYON 7.10	8.00	0.700			15.800
9.		GRIMARD Illiona - GYMNASTIQUE SPORTIVE DE GAP / GAP 6.62	7.50	0.500	-0.50		14.120





Results

FINALS - AEROBIC NATIONAL B SOLO BENJAMIN(E)

Superior Jury

Chair of Judges Panel

Line

Artistic
J1
J2
J3
J4

Execution
J5
J6
J7
J8

Difficulty / Deduction
J9
J10

Time :


Rank		J1	J2	J3	J4	Artistic Total	J5	J6	J7	Execution J8	Total	J9	J10	Difficulty Total	J9	J10	Deduction Total	Penalty Line	CJP	Score	
1.		ELGORT Valeria - Israël / ISRAEL																			17.350
		7.8	7.8	7.8	8.4	7.80	8.8	8.7	8.6	8.9	8.75	1.600	1.600	0.800							
2.		BODEY Océane - AVANT GARDE / ALBERTVILLE																			16.500
		7.2	7.5	8.0	7.7	7.60	8.5	8.0	8.1	8.2	8.15	1.500	1.500	0.750							
3.		GUIGNARD Anthony - UNION GYMNIQUE AIX LES BAINS / AIX LES BAINS																			16.240
		7.9	6.9	7.0	7.9	7.42	7.7	7.8	8.3	8.7	8.12	1.400	1.400	0.700							
4.		JOULIN Pauline - LES LUCIOLES DE LYON / LYON																			16.150
		7.4	7.1	6.9	6.7	7.00	8.6	8.8	8.3	8.6	8.60	1.300	1.300	0.650				-0.1			
5.		AUGUET Clara - ETOILE GYMNIQUE DE COLOMIERS / COLOMIERS																			16.000
		7.4	7.4	7.5	7.6	7.45	7.9	7.7	7.9	8.1	7.90	1.300	1.300	0.650							
6.		DESMOULIN Tess - ASSOCIATION BOIENNE GYM / BIGANOS																			15.850
		7.2	6.8	7.3	7.4	7.25	8.0	7.2	8.0	8.2	8.00	1.200	1.200	0.600							
7.		CARRON Kenza - AVANT GARDE / ALBERTVILLE																			15.820
		7.7	6.9	7.7	7.0	7.32	7.6	7.5	8.2	8.3	7.90	1.200	1.200	0.600							
8.		ANIFRANI Iris - LES LUCIOLES DE LYON / LYON																			15.800
		7.6	6.9	6.5	7.4	7.10	7.9	7.9	8.1	8.2	8.00	1.400	1.400	0.700							
9.		GRIMARD Illiona - GYMNASIQUE SPORTIVE DE GAP / GAP																			14.120
		7.0	6.1	7.4	6.0	6.62	7.1	7.0	7.9	8.0	7.50	1.000	1.000	0.500	0.50	0.50	-0.50				





Results

FINALS - AEROBIC NATIONAL B TRIO



Rank		Artistic Total	Execution Total	Difficulty Total	Deduction Total	Penalty Line CJP	Score
1.		AVANT GARDE Ensemble 1 7.50	7.20	0.631			15.331
	Coef. :1.90	BODEY Océane (2001) / CARRON Kenza (2001) / SANDRIN Laurie (2001)					





Results

FINALS - AEROBIC NATIONAL B SOLO HOMME ESPOIR





Rank		Artistic Total	Execution Total	Difficulty Total	Deduction Total	Penalty Line CJP	Score
1.		DOQUET Thomas - LA RENAISSANCE / CHALONS EN CHAMPAGNE					15.300
		7.00	7.15	1.150			
2.		MAES Nicolas - AMIS DE ECOLE DE BISSY GYM / CHAMBERY					15.000
		6.80	7.15	1.050			





Results

FINALS - AEROBIC NATIONAL B DUO MIXTE/TRIO ESPOIR

Rank		Artistic Total	Execution Total	Difficulty Total	Deduction Total	Penalty Line CJP	Score
1.	 Coef. : 1/2	LES LUCIOLES DE LYON Ensemble 1 7.20	7.25	1.450			15.900
		BOURRET Ambre (1998) / KHOURY Eline (1998) / MENETRIER Julia (1999)					
2.	 Coef. : 1/2	AMIS DE ECOLE DE BISSY GYM Ensemble 1 7.65	7.45	0.750	-0.50		15.350
		COPPIN Vanille (2000) / GAIDE Pauline (2000) / LE MESLE Louise elen (1999)					
3.	 Coef. : 1/2	MASSILIA OLYMPIC GYM Ensemble 1 7.10	6.67	0.800			14.570
		DUPRIEU Elodie (1999) / GERVAIS Camille (1999) / SCHIANO COMORIELLO Ophéline (1999)					
4.	 Coef. : 1/2	GYMNASTIQUE SPORTIVE DE GAP Ensemble 1 6.80	6.32	0.800			13.920
		DOUSSET Djil (1998) / FINIELS Lea (1998) / LOUIS Soeli (1999)					





Results

FINALS - AEROBIC NATIONAL B DUO MIXTE/TRIO ESPOIR

Superior Jury

Chair of Judges Panel





Line

Artistic J1 J2 J3 J4 J5 J6 J7 J8 J9 J10

Execution

Difficulty / Deduction

Time :

Rank		Artistic				Execution				Difficulty			Deduction			Penalty		Score	
		J1	J2	J3	J4	Total	J5	J6	J7	J8	Total	J9	J10	Total	J9	J10	Total		Line
1.		LES LUCIOLES DE LYON Ensemble 1																	15.900
	Coef. : 1/2	7.1	7.1	7.4	7.3	7.20	6.7	7.2	7.4	7.3	7.25	2.900	2.900	1.450					
		BOURRET Ambre (1998) / KHOURY Eline (1998) / MENETRIER Julia (1999)																	
2.		AMIS DE ECOLE DE BISSY GYM Ensemble 1																	15.350
	Coef. : 1/2	7.6	7.2	7.7	8.1	7.65	7.6	7.0	7.5	7.4	7.45	1.500	1.500	0.750	0.50	0.50	-0.50		
		COPPIN Vanille (2000) / GAIDE Pauline (2000) / LE MESLE Louise elen (1999)																	
3.		MASSILIA OLYMPIC GYM Ensemble 1																	14.570
	Coef. : 1/2	7.4	6.9	6.6	7.5	7.10	6.2	6.1	7.2	7.2	6.67	1.600	1.600	0.800					
		DUPRIEU Elodie (1999) / GERVAIS Camille (1999) / SCHIANO COMORIELLO Ophéline (1999)																	
4.		GYMNASTIQUE SPORTIVE DE GAP Ensemble 1																	13.920
	Coef. : 1/2	7.0	6.6	6.6	7.3	6.80	5.8	5.9	6.8	6.8	6.32	1.600	1.600	0.800					
		DOUSSET Djilil (1998) / FINIELS Lea (1998) / LOUIS Soeli (1999)																	





Results

FINALS - AEROBIC NATIONAL B SOLO FEMME ESPOIR





Rank		Artistic Total	Execution Total	Difficulty Total	Deduction Total	Penalty Line CJP	Score
1.		COPPIN Vanille - AMIS DE ECOLE DE BISSY GYM / CHAMBERY 7.60	8.45	1.400			17.450
2.		KHOURY Eline - LES LUCIOLES DE LYON / LYON 7.47	7.60	1.500			16.570
3.		SCHIANO COMORIELLO Ophéline - MASSILIA OLYMPIC GYM / MARSEILLE 7.80	7.65	1.050			16.500
4.		LE MESLE Louise elen - AMIS DE ECOLE DE BISSY GYM / CHAMBERY 7.45	7.70	1.300			16.450
5.		CRISTOFOLI Chloe - UNION GYMNIQUE AIX LES BAINS / AIX LES BAINS 7.35	7.70	1.300			16.350
6.		BOURRET Ambre - LES LUCIOLES DE LYON / LYON 7.10	7.50	1.750			16.350
7.		MENETRIER Julia - LES LUCIOLES DE LYON / LYON 7.45	7.50	1.300			16.250
8.		METCHE Emma - ETOILE GYMNIQUE DE COLOMIERS / COLOMIERS 7.60	7.25	1.300			16.150
9.		LEFEBVRE Caroline - ASSOCIATION MUNICIPALE GYMNIQUE ARQUES / ARQUES 7.55	7.40	1.150			16.100
10.		DUPRIEU Elodie - MASSILIA OLYMPIC GYM / MARSEILLE 7.30	7.35	1.200			15.850
11.		FINIELS Lea - GYMNASTIQUE SPORTIVE DE GAP / GAP 7.37	7.05	1.300			15.720
12.		DOUSSET Djil - GYMNASTIQUE SPORTIVE DE GAP / GAP 6.80	7.00	1.150		-0.1	14.850
13.		BRUGNET Marion - ASSOCIATION BOIENNE GYM / BIGANOS 6.65	7.15	0.900			14.700
14.		HAUSARD Lauriane - ASSOCIATION BOIENNE GYM / BIGANOS 6.85	7.02	0.700			14.570
15.		JOLLIVET Iona - UNION GYMNIQUE AIX LES BAINS / AIX LES BAINS 6.50	6.90	0.900			14.300





Results

FINALS - AEROBIC NATIONAL B SOLO FEMME ESPOIR

Rank		Artistic Total	Execution Total	Difficulty Total	Deduction Total	Penalty Line CJP	Score
16.		HUGOT Aimée - UNION GYMNIQUE AIX LES BAINS / AIX LES BAINS					14.050
		6.60	6.80	0.650			
17.		SANCHEZ Camille - ASSOCIATION BOIENNE GYM / BIGANOS					13.950
		6.75	6.95	0.750	-0.50		
18.		LOUIS Soeli - GYMNASTIQUE SPORTIVE DE GAP / GAP					13.750
		6.20	6.40	1.150			
19.		LABAT Maeva - AVANT GARDE / ALBERTVILLE					13.320
		6.90	6.47	0.450	-0.50		



Line

Rank		Artistic					Execution					Difficulty			Deduction			Penalty		Score
		J1	J2	J3	J4	Total	J5	J6	J7	J8	Total	J9	J10	Total	J9	J10	Total	Line	CJP	
1.		COPPIN Vanille - AMIS DE ECOLE DE BISSY GYM / CHAMBERY																		17.450
		7.8	7.2	8.2	7.2	7.60	8.4	8.1	8.6	8.5	8.45	2.800	2.800	1.400						
2.		KHOURY Eline - LES LUCIOLES DE LYON / LYON																		16.570
		7.8	6.9	7.9	7.3	7.47	7.6	8.0	7.5	7.6	7.60	3.000	3.000	1.500						
3.		SCHIANO COMORIELLO Ophéline - MASSILIA OLYMPIC GYM / MARSEILLE																		16.500
		8.0	7.0	7.8	7.8	7.80	7.2	7.4	8.0	8.0	7.65	2.100	2.100	1.050						
4.		LE MESLE Louise elen - AMIS DE ECOLE DE BISSY GYM / CHAMBERY																		16.450
		7.6	7.3	7.7	7.3	7.45	8.4	7.7	7.7	7.7	7.70	2.600	2.600	1.300						
5.		CRISTOFOLI Chloe - UNION GYMNIQUE AIX LES BAINS / AIX LES BAINS																		16.350
		6.9	7.1	7.7	7.7	7.35	7.9	7.9	7.4	7.5	7.70	2.600	2.600	1.300						
6.		BOURRET Ambre - LES LUCIOLES DE LYON / LYON																		16.350
		7.3	7.1	7.1	6.7	7.10	7.5	7.8	7.5	7.3	7.50	3.500	3.500	1.750						
7.		MENETRIER Julia - LES LUCIOLES DE LYON / LYON																		16.250
		7.6	6.8	7.6	7.3	7.45	7.0	7.8	7.4	7.6	7.50	2.600	2.600	1.300						
8.		METCHE Emma - ETOILE GYMNIQUE DE COLOMIERS / COLOMIERS																		16.150
		7.4	7.4	7.9	7.8	7.60	7.2	7.3	7.2	7.5	7.25	2.600	2.600	1.300						
9.		LEFEBVRE Caroline - ASSOCIATION MUNICIPALE GYMNIQUE ARQUES / ARQUES																		16.100
		8.0	7.0	7.9	7.3	7.55	7.2	7.0	7.6	7.6	7.40	2.300	2.300	1.150						
10.		DUPRIEU Elodie - MASSILIA OLYMPIC GYM / MARSEILLE																		15.850
		7.9	7.1	7.1	7.5	7.30	8.0	7.0	7.2	7.5	7.35	2.400	2.400	1.200						
11.		FINIELS Lea - GYMNASTIQUE SPORTIVE DE GAP / GAP																		15.720
		7.2	6.8	7.8	7.7	7.37	6.7	6.8	7.4	7.3	7.05	2.600	2.600	1.300						
12.		DOUSSET Djil - GYMNASTIQUE SPORTIVE DE GAP / GAP																		14.850
		7.1	6.6	6.4	7.0	6.80	6.6	6.8	7.2	7.4	7.00	2.300	2.300	1.150				-0.1		



Results

FINALS - AEROBIC NATIONAL B SOLO FEMME ESPOIR

Superior Jury

Chair of Judges Panel








Line

Artistic
J1
J2
J3
J4

Execution
J5
J6
J7
J8

Difficulty / Deduction
J9
J10

Time :





Rank		J1	J2	J3	J4	Artistic Total	J5	J6	J7	J8	Execution Total	J9	J10	Difficulty Total	J9	J10	Deduction Total	Penalty Line	CJP	Score
13.		6.7	6.0	6.6	6.8	6.65	7.1	6.9	7.2	7.3	7.15	1.800	1.800	0.900						14.700
14.		7.1	6.4	6.9	6.8	6.85	6.6	6.8	7.3	7.4	7.02	1.400	1.400	0.700						14.570
15.		7.0	6.4	6.6	6.4	6.50	7.0	6.8	6.8	7.2	6.90	1.800	1.800	0.900						14.300
16.		6.8	6.5	6.5	6.7	6.60	6.8	6.8	6.9	6.8	6.80	1.300	1.300	0.650						14.050
17.		6.9	6.6	6.7	6.8	6.75	7.0	7.0	6.9	6.7	6.95	1.500	1.500	0.750	0.50	0.50	-0.50			13.950
18.		6.8	6.3	6.1	5.9	6.20	6.1	6.0	6.8	6.7	6.40	2.300	2.300	1.150						13.750
19.		7.1	6.6	7.0	6.8	6.90	6.0	6.0	6.9	7.0	6.47	0.900	0.900	0.450	0.50	0.50	-0.50			13.320





Results

FINALS - AEROBIC NATIONAL B SOLO HOMME JUNIOR-SEN





Rank		Artistic Total	Execution Total	Difficulty Total	Deduction Total	Penalty Line CJP	Score
1.		FATNASSI Florian - GYM' PARIS 15 / PARIS					17.350
		8.00	7.75	2.100	-0.50		
2.		CAMPION Florent - ASSOCIATION MUNICIPALE GYMNIQUE ARQUES / ARQUES					16.400
		7.50	7.05	1.850			
3.		MUZERGUES Benjamin - LA MUNICIPALE DE CHOISY LE ROI / CHOISY LE ROI					16.050
		7.00	7.25	2.300	-0.50		
4.		MENDES Christopher - LA GARDE DE MENTON / MENTON					13.950
		6.10	6.70	1.150			





Results

FINALS - AEROBIC NATIONAL B DUO MIXTE JUNIOR-SENI

Rank		Artistic Total	Execution Total	Difficulty Total	Deduction Total	Penalty Line CJP	Score
1.	 Coef. : 1/2	TRICOLORE SPORTIVE DE MASSY Ensemble 1 8.05 BEAUVALLET Fabrice (1984) / BIANCHERIN Emilie (1986)	7.20	2.200			17.450
2.	 Coef. : 1/2	GYM' PARIS 15 Ensemble 1 7.70 BRETON Audrey (1988) / FATNASSI Florian (1989)	7.15	1.900			16.750
3.	 Coef. : 1/2	ASSOCIATION MUNICIPALE GYMNIQUE ARQUES Ensemble 1 7.45 DELANNOY Margaux (1995) / GENGE Maxime (1995)	6.97	1.400			15.820
4.	 Coef. : 1/2	LA GARDE DE MENTON Ensemble 1 6.30 MENDES Christopher (1971) / SACCHELLI Karen (1995)	6.10	0.650	-0.50		12.550





Results

FINALS - AEROBIC NATIONAL B DUO MIXTE JUNIOR-SENI

Superior Jury

Chair of Judges Panel





Line

Artistic
J1
J2
J3
J4

Execution
J5
J6
J7
J8

Difficulty / Deduction
J9
J10

Time :






Rank		J1	J2	J3	J4	Artistic Total	J5	J6	J7	J8	Execution Total	J9	J10	Difficulty Total	J9	J10	Deduction Total	Line	Penalty CJP	Score
1.	 Coef. : 1/2	7.8	8.3			8.05	7.3	7.8	7.1	7.0	7.20	4.400	4.400	2.200						17.450
		BEAUVALLET Fabrice (1984) / BIANCHERIN Emilie (1986)																		
2.	 Coef. : 1/2	7.8	7.6			7.70	7.0	7.2	7.1	7.2	7.15	3.800	3.800	1.900						16.750
		BRETON Audrey (1988) / FATNASSI Florian (1989)																		
3.	 Coef. : 1/2	7.5	7.4			7.45	7.4	7.3	6.7	6.5	6.97	2.800	2.800	1.400						15.820
		DELANNOY Margaux (1995) / GENGE Maxime (1995)																		
4.	 Coef. : 1/2	6.0	6.6			6.30	6.3	6.2	6.0	5.7	6.10	1.300	1.300	0.650	0.50	0.50	-0.50			12.550
		MENDES Christopher (1971) / SACCHELLI Karen (1995)																		





Results

FINALS - AEROBIC NATIONAL B TRIO JUNIOR-SENIOR

Rank		Artistic Total	Execution Total	Difficulty Total	Deduction Total	Penalty Line CJP	Score
1.	 Coef. : 1/2	AMIS DE ECOLE DE BISSY GYM Ensemble 2 8.00	8.05	2.350			18.400
		COPPIN Canelle (1997) / LAFFAGE Alexia (1990) / LAFFAGE Marjorie (1990)					
2.	 Coef. : 1/2	TRICOLORE SPORTIVE DE MASSY Ensemble 1 7.65	7.35	1.400			16.400
		BEAUVALLET Fabrice (1984) / BIANCHERIN Emilie (1986) / SANTINHO Marie-lucille (1986)					
3.	 Coef. : 1/2	AMIS DE ECOLE DE BISSY GYM Ensemble 1 7.55	6.90	1.350			15.800
		BOLLET Judith (1996) / VUILLERMET Elodie (1996) / ZACCOMER Floriane (1997)					
4.	 Coef. : 1/2	ASSOCIATION MUNICIPALE GYMNIQUE ARQUES Ensemble 1 7.30	6.80	1.250			15.350
		CAMPION Florent (1988) / CLAESENS Loic (1983) / GENGE Maxime (1995)					
5.	 Coef. : 1/2	LA MUNICIPALE DE CHOISY LE ROI Ensemble 1 7.40	6.95	1.350	-0.50		15.200
		DELPEYROUX Sonia (1991) / GRONDIN Sihem (1982) / RAGON Melissa (1992)					





Results

FINALS - AEROBIC NATIONAL B TRIO JUNIOR-SENIOR

Superior Jury

Chair of Judges Panel






Line

Artistic
J1
J2
J3
J4

Execution
J5
J6
J7
J8

Difficulty / Deduction
J9
J10

Time :





Rank		J1	J2	J3	J4	Artistic Total	J5	J6	J7	J8	Execution Total	J9	J10	Difficulty Total	J9	J10	Deduction Total	Line	Penalty CJP	Score
1.	 Coef. : 1/2	8.0	8.0			8.00	8.1	8.5	8.0	7.7	8.05	4.700	4.700	2.350						18.400
		COPPIN Canelle (1997) / LAFFAGE Alexia (1990) / LAFFAGE Marjorie (1990)																		
2.	 Coef. : 1/2	7.7	7.6			7.65	7.3	7.6	7.2	7.4	7.35	2.800	2.800	1.400						16.400
		BEAUVALLET Fabrice (1984) / BIANCHERIN Emilie (1986) / SANTINHO Marie-lucille (1986)																		
3.	 Coef. : 1/2	7.6	7.5			7.55	7.0	7.0	6.8	6.6	6.90	2.700	2.700	1.350						15.800
		BOLLET Judith (1996) / VUILLERMET Elodie (1996) / ZACCOMER Floriane (1997)																		
4.	 Coef. : 1/2	7.4	7.2			7.30	6.8	6.6	6.8	6.8	6.80	2.500	2.500	1.250						15.350
		CAMPION Florent (1988) / CLAESENS Loic (1983) / GENGE Maxime (1995)																		
5.	 Coef. : 1/2	7.4	7.4			7.40	6.9	7.2	7.0	6.9	6.95	2.700	2.700	1.350	0.50	0.50	-0.50			15.200
		DELPEYROUX Sonia (1991) / GRONDIN Sihem (1982) / RAGON Melissa (1992)																		





Results

FINALS - AEROBIC NATIONAL B GROUPE JUNIOR-SENIOR

Rank		Artistic Total	Execution Total	Difficulty Total	Deduction Total	Penalty Line CJP	Score
1.	 Coef. : 1/2	AMIS DE ECOLE DE BISSY GYM Ensemble 1					17.050
		8.00	7.70	1.350			
		BOLLET Judith (1996) / BOUR Apolline (1995) / COPPIN Canelle (1997) / VUILLERMET Elodie (1996) / ZACCOMER Floriane (1997)					
2.	 Coef. : 1/2	MASSILIA OLYMPIC GYM Ensemble 1					14.800
		7.15	6.95	1.200	-0.50		
		BONNEFONT Anaïs (1994) / MELLIN Romane (1995) / MERCIER Benedicte (1985) / MERZOUG Fatima (1994) / RUBECHINI Elodie (1995) / TARDIF Marine (1989)					
3.	 Coef. : 1/2	UNION GYMNIQUE AIX LES BAINS Ensemble 1					14.150
		7.35	6.40	0.900	-0.50		
		BISKUPSKI Victoria (1997) / BOLINARD Anaïs (1994) / BOUVARD Clara (1997) / LOSCHI Victoria (1997) / MOLLARD Fanny (1994) / POUPON POURCHOT Clarisse (1997)					
4.	 Coef. : 1/2	GYMNASTIQUE SPORTIVE DE GAP Ensemble 1					12.100
		7.60	6.70	1.300	-0.50	-3.0	
		BAILLE Anouchka (1994) / COQUART Lisa (1997) / COQUART Tiphaine (1994) / HOUSSIN Emeline (1997) / LAMORTE Sara (1995)					







Results

FINALS - AEROBIC NATIONAL B GROUPE JUNIOR-SENIOR

Chair of Judges Panel

Superior Jury	Chair of Judges Panel	Line
---------------	-----------------------	------

Artistic	Execution	Difficulty / Deduction
J1	J5	J9
J2	J6	J10
J3	J7	
J4	J8	Time :

Rank		Artistic				Execution				Difficulty			Deduction			Penalty		Score		
		J1	J2	J3	J4	Total	J5	J6	J7	J8	Total	J9	J10	Total	J9	J10	Total		Line	CJP
1.		AMIS DE ECOLE DE BISSY GYM Ensemble 1																	17.050	
		7.9	8.1			8.00	7.7	7.8	7.7	7.5	7.70	2.700	2.700	1.350						
	Coef. : 1/2	BOLLET Judith (1996) / BOUR Apolline (1995) / COPPIN Canelle (1997) / VUILLERMET Elodie (1996) / ZACCOMER Floriane (1997)																		
2.		MASSILIA OLYMPIC GYM Ensemble 1																	14.800	
		7.2	7.1			7.15	6.8	7.2	7.0	6.9	6.95	2.400	2.400	1.200	0.50	0.50	-0.50			
	Coef. : 1/2	BONNEFONT Anaïs (1994) / MELLIN Romane (1995) / MERCIER Benedicte (1985) / MERZOUG Fatima (1994) / RUBECHINI Elodie (1995) / TARDIF Marine (1989)																		
3.		UNION GYMNIQUE AIX LES BAINS Ensemble 1																	14.150	
		7.4	7.3			7.35	6.7	6.3	6.2	6.5	6.40	1.800	1.800	0.900	0.50	0.50	-0.50			
	Coef. : 1/2	BISKUPSKI Victoria (1997) / BOLINARD Anaïs (1994) / BOUVARD Clara (1997) / LOSCHI Victoria (1997) / MOLLARD Fanny (1994) / POUPON POURCHOT Clarisse (1997)																		
4.		GYMNASTIQUE SPORTIVE DE GAP Ensemble 1																	12.100	
		7.5	7.7			7.60	6.3	6.2	7.0	7.3	6.70	2.600	2.600	1.300	0.50	0.50	-0.50		-3.0	
	Coef. : 1/2	BAILLE Anouchka (1994) / COQUART Lisa (1997) / COQUART Tiphaine (1994) / HOUSSIN Emeline (1997) / LAMORTE Sara (1995)																		












AQUAE - Aerobic Gymnastics

Aix-les-Bains, FRA

24-25 March 2012

Results

FINALS - AEROBIC NATIONAL B SOLO FEMME JUNIOR

Rank		Artistic Total	Execution Total	Difficulty Total	Deduction Total	Penalty Line CJP	Score
1.		COPPIN Canelle - AMIS DE ECOLE DE BISSY GYM / CHAMBERY	7.85	8.30	2.550		18.700
2.		BISKUPSKI Victoria - UNION GYMNIQUE AIX LES BAINS / AIX LES BAINS	7.75	7.55	1.950		17.250
3.		VUILLERMET Elodie - AMIS DE ECOLE DE BISSY GYM / CHAMBERY	7.40	7.95	1.550		16.900
4.		COHEN Salomé - ETOILE GYMNIQUE DE COLOMIERS / COLOMIERS	7.65	7.70	1.200		16.550
5.		ABAHOUNI Julie - LES LUCIOLES DE LYON / LYON	6.85	7.50	2.050		16.400
6.		PAYEN Marine - LA RENAISSANCE / CHALONS EN CHAMPAGNE	7.40	7.25	1.750		16.400
7.		CLAQUIN Chloe - LA RENAISSANCE / CHALONS EN CHAMPAGNE	7.45	7.50	1.300		16.250
8.		DELANNOY Margaux - ASSOCIATION MUNICIPALE GYMNIQUE ARQUES / ARQUES	7.30	7.45	1.250		16.000
9.		SACCHELLI Karen - LA GARDE DE MENTON / MENTON	7.20	7.35	1.300		15.850
10.		RAINIERI Lisa - MASSILIA OLYMPIC GYM / MARSEILLE	7.25	7.35	1.400	-0.50	15.500
11.		HOUSSIN Emeline - GYMNASTIQUE SPORTIVE DE GAP / GAP	6.85	7.40	0.900		15.150
12.		RUBECHINI Elodie - MASSILIA OLYMPIC GYM / MARSEILLE	7.15	7.25	1.200	-1.00	14.600





Results

FINALS - AEROBIC NATIONAL B SOLO FEMME JUNIOR

Superior Jury

Chair of Judges Panel

Line

Artistic J1 J2 J3 J4 Execution J5 J6 J7 J8 Difficulty / Deduction J9 J10 Time :

Rank		J1	J2	J3	J4	Artistic Total	J5	J6	J7	J8	Execution Total	J9	J10	Difficulty Total	J9	J10	Deduction Total	Penalty Line	CJP	Score
1.		7.9	7.8			7.85	8.2	8.3	8.3	8.5	8.30	5.100	5.100	2.550						18.700
2.		7.6	7.9			7.75	7.6	7.6	7.5	7.4	7.55	3.900	3.900	1.950						17.250
3.		7.3	7.5			7.40	7.8	7.7	8.3	8.1	7.95	3.100	3.100	1.550						16.900
4.		7.7	7.6			7.65	7.6	7.7	7.7	7.7	7.70	2.400	2.400	1.200						16.550
5.		7.0	6.7			6.85	7.2	7.7	7.5	7.5	7.50	4.100	4.100	2.050						16.400
6.		7.2	7.6			7.40	7.4	8.0	7.0	7.1	7.25	3.500	3.500	1.750						16.400
7.		7.2	7.7			7.45	7.1	7.5	7.5	7.8	7.50	2.600	2.600	1.300						16.250
8.		7.1	7.5			7.30	7.2	7.3	7.6	7.8	7.45	2.500	2.500	1.250						16.000
9.		7.3	7.1			7.20	7.4	7.1	7.4	7.3	7.35	2.600	2.600	1.300						15.850
10.		7.1	7.4			7.25	7.4	7.6	7.3	7.2	7.35	2.800	2.800	1.400	0.50	0.50	-0.50			15.500
11.		6.8	6.9			6.85	7.4	7.4	7.3	7.4	7.40	1.800	1.800	0.900						15.150
12.		7.0	7.3			7.15	7.2	6.5	7.3	7.3	7.25	2.400	2.400	1.200	1.00	1.00	-1.00			14.600





Results

FINALS - AEROBIC NATIONAL B SOLO FEMME SENIOR

Rank		Artistic Total	Execution Total	Difficulty Total	Deduction Total	Penalty Line CJP	Score
1.		LAFFAGE Marjorie - AMIS DE ECOLE DE BISSY GYM / CHAMBERY	8.25	8.40	2.500		19.150
2.		BIANCHERIN Emilie - TRICOLORE SPORTIVE DE MASSY / MASSY	7.70	7.85	2.650		18.200
3.		DROUOT-TASSEV Sophie - AMIS DE ECOLE DE BISSY GYM / CHAMBERY	7.95	8.00	2.000		17.950
4.		COQUART Tiphaine - GYMNASTIQUE SPORTIVE DE GAP / GAP	7.75	7.80	1.700	-0.50	16.750
5.		BOLINARD Anaïs - UNION GYMNIQUE AIX LES BAINS / AIX LES BAINS	7.55	7.45	1.450		16.450
6.		BRETON Audrey - GYM' PARIS 15 / PARIS	7.45	7.45	1.450		16.350
7.		MOLLARD Fanny - UNION GYMNIQUE AIX LES BAINS / AIX LES BAINS	7.45	7.15	1.450		16.050
8.		GRONDIN Sihem - LA MUNICIPALE DE CHOISY LE ROI / CHOISY LE ROI	7.30	7.30	1.350		15.950
9.		LE LABOUSSE Sarah - LA MUNICIPALE DE CHOISY LE ROI / CHOISY LE ROI	7.25	7.00	1.400		15.650
10.		MERZOUG Fatima - MASSILIA OLYMPIC GYM / MARSEILLE	6.90	6.40	1.250	-0.50	14.050
11.		BAILLE Anouchka - GYMNASTIQUE SPORTIVE DE GAP / GAP	6.90	6.70	0.900	-1.00	13.500
12.		COMMES Mélissa - LA GARDE DE MENTON / MENTON	7.00	7.00	0.900	-1.00	13.400





Results

FINALS - AEROBIC NATIONAL B SOLO FEMME SENIOR

Superior Jury

Chair of Judges Panel

Line

Artistic J1 J2 J3 J4 Execution J5 J6 J7 J8 Difficulty / Deduction J9 J10 Time :

Rank		J1	J2	J3	J4	Artistic Total	J5	J6	J7	J8	Execution Total	J9	J10	Difficulty Total	J9	J10	Deduction Total	Penalty Line	CJP	Score
1.		8.0	8.5			8.25	7.8	8.4	8.4	8.6	8.40	5.000	5.000	2.500						19.150
2.		7.5	7.9			7.70	7.3	7.8	7.9	7.9	7.85	5.300	5.300	2.650						18.200
3.		7.7	8.2			7.95	8.3	8.1	7.9	7.9	8.00	4.000	4.000	2.000						17.950
4.		7.5	8.0			7.75	7.7	7.6	7.9	8.0	7.80	3.400	3.400	1.700	0.50	0.50	-0.50			16.750
5.		7.4	7.7			7.55	7.2	7.6	7.4	7.5	7.45	2.900	2.900	1.450						16.450
6.		7.3	7.6			7.45	7.6	7.4	7.5	7.4	7.45	2.900	2.900	1.450						16.350
7.		7.5	7.4			7.45	7.0	6.9	7.5	7.3	7.15	2.900	2.900	1.450						16.050
8.		7.4	7.2			7.30	7.3	8.0	7.3	7.0	7.30	2.700	2.700	1.350						15.950
9.		7.1	7.4			7.25	7.0	7.0	7.0	6.8	7.00	2.800	2.800	1.400						15.650
10.		7.2	6.6			6.90	6.3	6.0	6.9	6.5	6.40	2.500	2.500	1.250	0.50	0.50	-0.50			14.050
11.		7.0	6.8			6.90	7.2	6.7	6.7	6.6	6.70	1.800	1.800	0.900	1.00	1.00	-1.00			13.500
12.		7.2	6.8			7.00	7.1	7.3	6.9	6.6	7.00	1.800	1.800	0.900	1.00	1.00	-1.00	-0.5		13.400





AQUAE - Aerobic Gymnastics
Aix-les-Bains, FRA
24-25 March 2012

FEDERALE

